


Cosmos



Design by Lievore, Altherr, Molina.

Design and light become one with Cosmos pendant. Flattened spheres in suspension that naturally descend from the ceiling and use light to draw a fluctuating course like a constellation of stars.





PENDANTS

Flattened spheres suspended from slim cables create a cluster of pendant lights with Cosmos collection. The minimalist, lacquered discs floating in space, their simple, sculptural curves and muted finishes telegraphing a tranquil sensibility. LEDs are embedded within the opaque diffuser, seamlessly unifying the design and the light source and generating a warm glow.

Ref. 2500, 2501.

- 14 Chocolate (RAL 8019)
- 62 Green (Pantone 5645)
- 66 Light-grey (Pantone 403)

Ref. 2502.

- 03 White (RAL 9010)

Ref. 2510, 2515, 2516.

- 62 Green, chocolate and light-grey (Pantone 5645, RAL 8019, Pantone 403)

Ref. 2511.

- 62 Green, white, chocolate (Pantone 5645, RAL 9010, RAL 8019)

- 66 Light-grey, white, chocolate (Pantone 403, RAL 9010, RAL 8019)

Diffuser: Polycarbonate.
Body: Polyurethane.
Canopy: Steel.

LED 2700 . CRI>80. 109 lm/W.

Ref. 2500, 2501,
/10 Dimming: No.
/1B Dimming: 1-10V, Push.

Ref. 2502.
Dimming: 1-10V, Push.

Ref. 2510, 2511, 2515, 2516.
Dimming: DALI, 1-10V, Push.

Compositions and finishes can not be changed.

Personalization options available

Ref. 2500, 2501, 2510, 2515.

- LED 3000 K / 4000 K

Ref. 2510, 2511, 2515, 2516.

- Dimming: Casambi

Ref. 2500, 2501, 2502.

- Dimming: DALI, Casambi


- Extra cable length

Request more information.

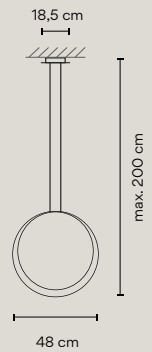
2500



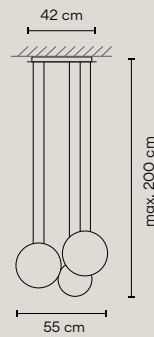
2501



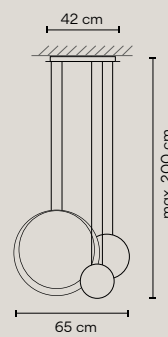
2502




2510



2511



2515



2516

